












ROTAX Max Challenge Grand Finals 2013

Final DD2

unofficial result - [Lap-Times](#) - [Lap-Chart](#)

Platz	StNr	Name	Country	Entrant	NAT	Runden	Gesamtzeit	Abstand	Differenz	Fast Lap	in Lap
1	335	Juodvirsis, Simas	Lithuania	Energy Racing LT		20	18:31.560			54.882	12
2	369	Wimsett, Joey	United States of America	Maxspeed Group		20	18:34.430	+ 2.870	+ 2.870	55.005	18
3	327	Dalmau Caballer, Oriol	Spain	Motor Club Deportivo Creixell		20	18:34.465	+ 0.035	+ 2.905	54.983	18
4	336	Wagner, Simon	Austria	M-Tec Praga Racing		20	18:35.550	+ 1.085	+ 3.990	54.843	17
5	333	Arme, Thomas	United Kingdom	AIM Motorsport		20	18:36.668	+ 1.118	+ 5.108	54.819	10
6	314	Detige, Mathias	Belgium	Mathias Detige		20	18:36.721	+ 0.053	+ 5.161	55.014	18
7	350	Pringle, Jason	Australia	Int. Karting Distributor		20	18:36.884	+ 0.163	+ 5.324	54.791	16
8	365	Kancsar, Ferenc	Hungary	KMS Europe		20	18:36.929	+ 0.045	+ 5.369	54.698	18
9	376	Slavin, Shaun	United Kingdom	Shaun Slavin		20	18:36.942	+ 0.013	+ 5.382	54.616	18
10	324	Lüdi, Kevin	Switzerland	Spirit-Karting		20	18:40.578	+ 3.636	+ 9.018	54.934	17
11	337	Babington, Sean	United Kingdom	Dan Holland Racing		20	18:41.203	+ 0.625	+ 9.643	54.719	17
12	340	Nishio, Kazusa	Japan	Eiko Japan		20	18:41.876	+ 0.673	+ 10.316	54.887	16
13	334	Laiho, Miika	Finland	Heikki Väisänen		20	18:41.920	+ 0.044	+ 10.360	54.927	17
14	316	Zenkin, Alexander	Russia	Aviagamma Ltd		20	18:42.754	+ 0.834	+ 11.194	55.124	16
15	319	Canderle, Luca	South Africa	Luca Canderle		20	18:44.212	+ 1.458	+ 12.652	54.774	16
16	328	Kalesis, Philippos	Greece	Dr Hellas		20	18:44.506	+ 0.294	+ 12.946	54.819	15
17	313	Marschall, Pascal	Germany	TAD Racing		20	18:44.521	+ 0.015	+ 12.961	55.189	16
18	317	Frost, Ryan	South Africa	Ryan Frost		20	18:45.626	+ 1.105	+ 14.066	54.948	16
19	347	Steinerts, Martins	Latvia	Steinerts RT		20	18:47.255	+ 1.629	+ 15.695	55.292	11
20	321	Moh, Melvin	Malaysia	KRS Motorsports		20	18:49.545	+ 2.290	+ 17.985	55.382	16
21	355	Joly, Lucas	France	Team France		20	18:49.758	+ 0.213	+ 18.198	55.310	17
22	323	Crosbie, Shane	Ireland	Michael Doherty		20	18:50.482	+ 0.724	+ 18.922	55.454	11
23	349	Ward, Lucas	Australia	Int. Karting Distributor		20	19:01.020	+ 10.538	+ 29.460	55.468	11

24	310	Reittu, Joonas	Finland	Seppo Reittu		20	19:01.990	+ 0.970	+ 30.430	55.645	19
25	332	Thum, Denis	Germany	Kartsport Klimm		20	19:04.895	+ 2.905	+ 33.335	54.937	16
26	326	Stanisci Netto, Nelson	Brazil	Team Brasil		19	18:04.570	-1 L	-1 L	55.500	11
27	348	Dontje, Milan	Netherlands	M. Dontje		17	16:01.893	-2 L	-3 L	55.064	17
28	329	Ouellette, Pier-Luc	Canada	SRA Karting International inc		16	14:56.667	-1 L	-4 L	54.846	8
29	359	Birizdo, Imre	Hungary	KMS Hungary		11	10:29.439	-5 L	-9 L	55.711	7
30	344	Nelson, Brendan	Australia	Int. Karting Distributor		10	9:29.092	-1 L	-10 L	55.915	8
31	320	de Ruwe, Xen	Belgium	Xen De Ruwe		6	5:53.813	-4 L	-14 L	55.472	5
32	318	Cooper, Ben	Canada	SRA Karting International inc		1	59.234	-5 L	-19 L	57.014	1
33	354	Vasiliauskas, Kazimieras	Lithuania	Energy Racing LT		1	59.293	+ 0.059	-19 L	57.674	1
34	368	Formal, Daniel	United States of America	Maxspeed Group							

results without official value / résultats sans valeur officielle / Ergebnisse ohne offizielle Gültigkeit



16.11.13 15:56:58 [to the current race: click here](#) [all results](#)

